



German Insignia
Fighter, vertical stabilizer part 1
DECALS IN 1/32 SCALE

200-D32006



1. Apply gloss cote to model surface.
2. Cut out the needed detail from the sheet.
3. Submerge the decal completely in lukewarm water for 10 sec.
4. Put the wet decal on-plotting base and allow it soften completely.
5. Place the decal together with the base paper on the model. We recommended use decal solutions(Setter, Softer).
Keep paper by tweezers and remove decal carefully to model surface. In case that the decal was placed incorrectly, add water with a brush on the border of the decal.
6. If the decal is located on the right place, press it with a soft cloth to eliminate all water and air bubbles.
7. Allow the decal dry well.

1. Naneste na povrch modelu lesklou barvu.
2. Vystříhnete z archu potřebný obtisk.
3. Obtisk zcela ponořte na 10 sec. do vlažné vody.
4. Umístěte mokrý obtisk na podkladovou desku a nechte jej zcela změkhnout.
5. Umístěte obtisk spolu s podkladovým papírem na model. Doporučujeme použít obtiskové roztoky (Setter, Softer).
Papír držte pinzetou a obtisk opatrně odstraňte na povrch modelu. V případě, že byl obtisk umístěn nesprávně, přidejte vodu štětcem na okraj obtisku.
6. Pokud je obtisk umístěn na správném místě, přitlačte jej měkkým hadříkem, abyste odstranili všechny bublinky vody a vzduchu.
7. Obtisk nechte dobře zaschnout.

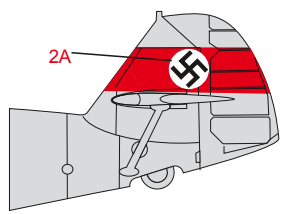


PRODUCED BY ART SCALE KIT DISTRIBUTION, S.R.O
VRCHLICKÉHO 1005/57, LIBEREC, 460 14
MADE IN CZECH REPUBLIC

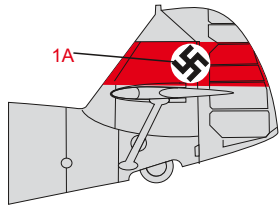


www.artscale.eu

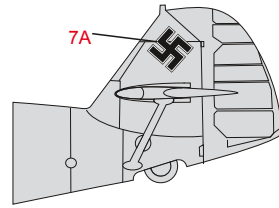
1937-1940



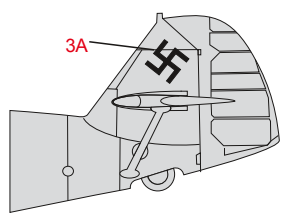
Bf 109E



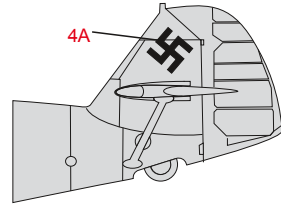
Bf 109E



Bf 109E

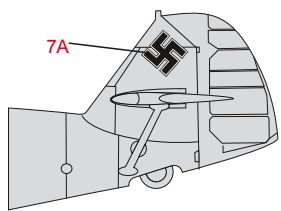


Bf 109E

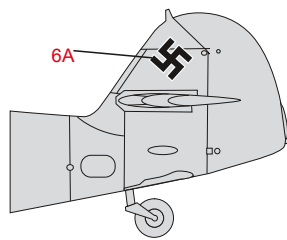


Bf 109E

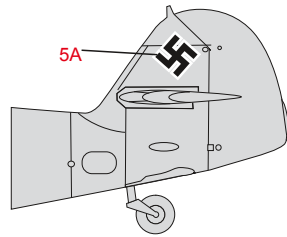
1941-1943



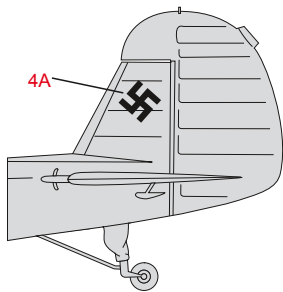
Bf 109E



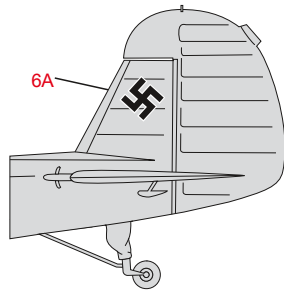
Bf 109F



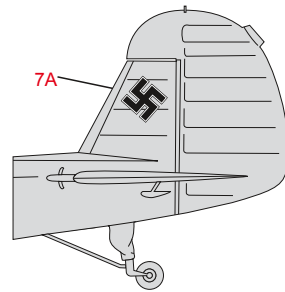
Bf 109G



Fi 156 Storch

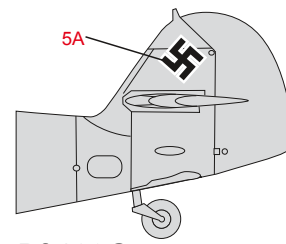


Fi 156 Storch

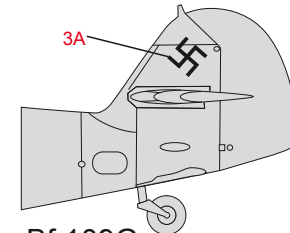


Fi 156 Storch

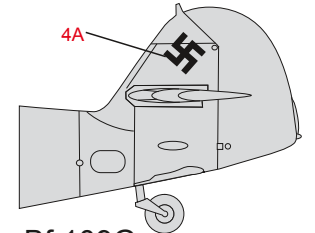
1944-1945



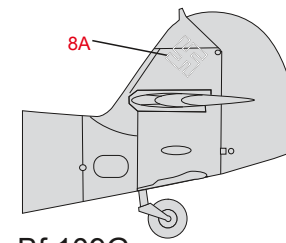
Bf 109G



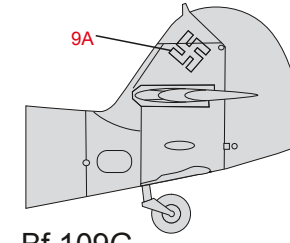
Bf 109G



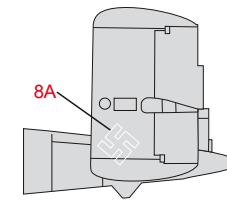
Bf 109G



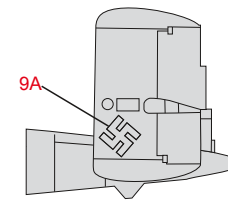
Bf 109G



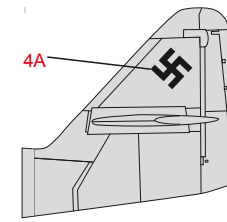
Bf 109G



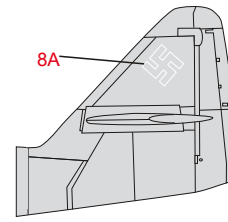
He 162



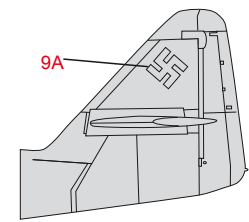
He 162



Me 262



Me 262



Me 262